

# Study in *Japan*

**Shinwa Foreign  
Language Academy**



2-14-30 Takadanobaba, Shinjuku-ku, Tokyo 169-0075  
TEL: (+81) 03-6233-8175

[www.shinwajpn.com](http://www.shinwajpn.com)

# School Introduction

## General Information

Established: 1<sup>st</sup> April 1990  
Buildings: 3  
Classrooms: 28  
Capacity: 1020 (as of April 2022)  
Teachers: 90 people  
Office Staff: 9 people  
(British, Chinese, Japanese, Korean & Vietnamese)

## Address

### Main Building

2-14-30 Takadanobaba,  
Shinjuku-Ku, Tokyo 169-0075

### Building 2

2-13-7 Takadanobaba,  
Shinjuku-Ku, Tokyo 169-0075

### Building 3

2-10-6 Takadanobaba,  
Shinjuku-Ku, Tokyo 169-0075

## Access

Less than 5 minutes walk from JR Takadanobaba Station

## School Facilities

Each classroom has natural sunlight, air conditioning, a TV, DVD player, CD player and whiteboard.

Other school facilities include a self-study room, counselling room, dispensary, PC area, free Wi-Fi, lobby, cheap vending machines and cold filtered water machine.

There are no smoking areas in or around the school premises.

## Accommodation

Shared dormitory rooms are available when booking at time of application.

The dormitory is located 7 minutes on foot from the school in Nishiwaseda.

All rooms are equipped with bunk beds, new bedding, a cooker, a rice cooker, a refrigerator, a microwave, shower, bath, air conditioner, Wi-Fi and CCTV cameras at the entrance and on each floor.



## Why choose Shinwa Academy?

1

### Academic Area

- Many educational institutions nearby.
- Energetic and diverse environment.
- Many opportunities for part-time work.

2

### Full Living Support

Professional staff help students not only in school, but also with their daily lives. From registering at city hall and opening a bank account, to getting a phone or even interpreting at hospital.

3

### Native Communication

Since Japanese teachers generally only use Japanese, our executive office staff can cater to a wide variety of languages on a native level to ensure there is no miscommunication or stress.

4

### JLPT Preparation

Our classes are tailored to help students prepare for the Japanese Language Proficiency Exam (JLPT) and have a 95% pass rate for our students.

5

### EJU Elective Classes

Students can choose whether they want to take the EJU Preparation course to prepare them for taking the university entrance exams held in June and November every year.



## Director's Message

As cultural exchanges among many countries are being promoted, the number of foreigners who want to learn Japanese is rapidly increasing.

Therefore, we are doing our best to provide them better opportunities and educational facilities to satisfy their various needs and expectations.

Shinwa has the best facilities and teachers who are experienced and professional.

They provide a dedicated and systematic education in order to cultivate global man power.



**Kyung Seok Jeon**  
President



Senior Teaching Staff



Executive Office Staff



Main Building



Building 2 (2F - 4F)



Building 3



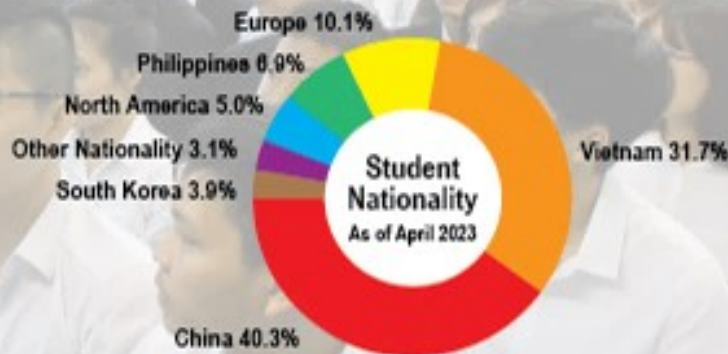
# What makes Shinwa Academy unique?

Large school located in Takadanobaba, Shinjuku. Just a ten minute walk to the renowned Waseda University.

Offering native level support in Chinese, English, Korean, Russian and Vietnamese languages.

At the entrance ceremony, class levels and times are chosen based on placement test results and classroom availability.

Students will have regular counselling sessions with teachers to discuss their progress and ability in their classes to ensure they are on the right level.



## Classes & Levels (Class level and time cannot be chosen by the student)

Each day students will start their class with a kanji mini-test based on their lesson content from the day before.

They will then learn new vocabulary and the associated kanji for each word.

Then students will learn grammar and practice with reading, writing and conversation with the teacher and their class.

Once a week students will take a review test so teachers can understand their overall language retention.

### Morning Class

Lesson 1	09:00	~	09:45
Lesson 2	09:50	~	10:35
Lesson 3	10:50	~	11:35
Lesson 4	11:40	~	12:25

### Afternoon Class

Lesson 1	13:00	~	13:45
Lesson 2	13:50	~	14:35
Lesson 3	14:50	~	15:35
Lesson 4	15:40	~	16:25

Levels	JLPT **	Kanji	Duration **	Primary Textbooks	Learning Results	
Beginner Level	I	N5	6 Months	Minna no Nihongo 1	Read and write hiragana and katakana, read basic Japanese sentences and basic speaking.	
	II	N4		300	Minna no Nihongo 2	Better reading and writing ability and able to verbally communicate in everyday Japanese conversation.
Intermediate Level	I	N3	9 Months	Nihongo So-matome N3 - N2	Able to read and understand newspaper and magazine articles relating to Japanese society and culture. Able to listen and understand Japanese anime and drama. Able to express individual opinions, feelings in both written and verbal communication.	
	II	N2		800		Let's Go Intermediate
	III	N2		1100		Other JLPT N3 - N2 Textbooks In-house workbooks
Advanced Level	I	N2 / N1	9 Months	Nihongo So-matome N2 - N1	Alternate sentence structures to create a diverse and individualized method of communication. Effectively express opinions and feelings and understand vast majority of written and verbal communication. Able to fully understand Japanese language and gain complete fluency in reading, writing and verbal communication.	
	II	N1		1700		Let's Go Grammar & Advanced N2 - N1
	III	N1		2000 +		In-house kanji workbooks

\*1 Japanese Language Proficiency Test (Held in July and December in Japan)

\*\*2 Durations are based on passing end of semester tests on the first attempt.

## College / University / Grad School / Employment Record



Graduates from 2019



Scholarship Students

Graduate School
Chiba University, Psychology
Keio University, Global Business, Business School
Meiji University, Professional Accountancy
Rikkyo University, Sociology
Sophia University, Economics
Tokyo Medical & Dental University, School of Dentistry
Tokyo University of Technology, Computer Science
The University of Tokyo, Faculty of Economics
Tsukuba University, School of Robotics
Waseda University, Creative Science & Engineering
University
Aoyama Gakuin University, Business Management
Chiba University, Japanese History
Chuo University, Faculty of Law
Hosei University, Natural Science & Technology
Sophia University, Faculty of Foreign Studies
Temple University, Faculty of Medicine
Yokohama National University, Art & Design
Waseda University, Business Administration
Junior College
Fukuoka College of Health Sciences, Sports Therapy
Kokusai Junior College, International Tourism
Mejyo University College, Fashion & Textiles
Nakano School of Business, Business Management
Showa Gakuin Junior College, Information Technology
Tokyo Kasai Junior College, Carpentry

Employment
AOKI Inc.
Benitz Japan, Inc.
BIC Camera Inc.
Canyons Co., Ltd
Cyberdyne Inc.
Cybernation Co., Ltd.
Don Quijote Co., Ltd.
Heart English School
HL Corporation
Hotel Chinzanjo Tokyo
Nissin Foods Holdings Co., Ltd.
NOVA Co., Ltd.
NTT DATA Co., Ltd.
RIZAP Co., Ltd.
Shangi-La Hotel, Tokyo
Softbank Co., Ltd
SONY Marketing Inc.
St. Luke's International Hospital
Tokyo Gas Co., Ltd.
Tokyo Physio
TOSHIBA Co., Ltd.
UNI QLO Co., Ltd.
Yamato Transport Co., Ltd.

(based on March 2023 graduates)



# What is the process and price to study at Shinwa Foreign Language Academy?

Applications are processed four times a year. Typically at least 4 months before intended arrival in Japan. See below for further details.

Intended Arrival	Application Period	Certificate of Eligibility Issuance	Course Duration
January	June - September	End of November	1 Year 3 months
April	September - November	End of February	2 Years
July	January - March	End of May	1 Year 9 months
October	March - May	End of August	1 Year 6 months

## Course Fees

### ◆ First Year Fees

Application Fee	Entrance Fee	Tuition Fee	Facility Fee	Consumption Tax	Total
¥20,000	¥50,000	¥660,000	¥20,000	¥75,000	¥825,000

First year fees are paid once we have obtained the Certificate of Eligibility from Immigration.

### ◆ Remaining Fees

Additional 3 months	+ ¥165,000	+ ¥5,000	+ ¥17,000	¥187,000
Additional 6 months	+ ¥330,000	+ ¥10,000	+ ¥34,000	¥374,000
Additional 9 months	+ ¥495,000	+ ¥15,000	+ ¥51,000	¥561,000
Additional 1 year	+ ¥660,000	+ ¥20,000	+ ¥68,000	¥748,000

Remaining fees are paid before the 11<sup>th</sup> month of study at our school.

Once paid, tuition fees cannot be refunded

## Application Process

### Step 1 - Eligibility

Check eligibility requirements to see if you can apply

**Eligibility Checklist**

- Age 16+
- Have at least 12 years education
- Financial sponsor can pay for tuition
- Have a keen interest in Japanese
- Can self-study to keep up with class
- Can prioritise studies
- Have never been deported
- Are not related to deportees
- Have no outstanding debts

### Step 2 - Prepare Documents

Contact the school to check document requirements and prepare them for submission

#### Applicant Documents

1. Application form pages 1-3 (Downloaded from our website)
2. Graduation certificate of final education institute
3. Transcript of records from final education institute
4. Japanese school certificate (Non-OECD countries only)
5. JLPT / NIKI-Test etc. certificate (Non-OECD countries only)
6. Current employment certificate (if employed at time of application)
7. Six recent passport photos (2cm x 4cm)
8. Copy of passport
9. Birth certificate
10. Family register (if available in your country)
11. Current employment certificate (if employed at time of application)

All documents must be original and issued within 3 months of the submission date to the Tokyo Regional Immigration Bureau.

Application form must be verified by our staff, printed and then signed by the applicant on pages 1 and 3 at the bottom of the page.

#### Sponsor Documents

1. Application form page 4 (Titled "Expense Form")
2. Applicant's birth certificate or other document showing relationship to applicant
3. Photographic identification (Driver's license, passport etc.)
4. Certificate of employment (showing position and ideally salary)
5. Bank balance certificate (showing enough funds to pay for tuition)
6. Bank statements (showing incoming and outgoing transactions)
7. Bank book (if available in your country)
8. Bank balance formation explanation (detailing how bank balance was obtained if not made clear through bank book / statements)
9. Proof of annual income (for past 3 years)
10. Proof of tax payments (for past 3 years)

All documents must be original and issued within 3 months of the submission date to the Tokyo Regional Immigration Bureau.

Application form must be verified by our staff, printed and then signed by the sponsor on page 4 at the bottom of the page.

### Step 3 - Scan & Submit

Scan all documents and email them to us

Once we have copies of your documents, we will check and make any amendments to forms, create translations and finalise all data is consistent and ready for application to immigration.

### Step 5 - Submit & Wait

Documents will be submitted to immigration

When all documents have been received in our office and checked for authentication, we will then take them all to the Tokyo Immigration Bureau.

This usually takes 2 months for immigration to approve.

### Step 4 - Print, Sign & Send

Print the application form, sign it and post all documents to the school.

Once we have finalised checking the document scans, we will ask you to print the forms and sign pages 1 and 3, then ask your sponsor to print and sign page 4. Post them all to the school by the deadline, for the attention of the person in charge of your application.

### Step 6 - Pay Tuition & Prepare for Departure

Pay 1 year's tuition fees to receive documents and book your flight(s)

After we have collected the Certificate of Eligibility from immigration, we will send an invoice for payment of one year's tuition. Once this has been paid we will send the visa documents by express post for you to collect your visa at your local Japanese Embassy.

Once you have your visa you are ready to come to Japan and begin your life as a student.



# Dormitory

## Access

Our dormitory is located in the quiet area of Nishiwaseda, a ten minute walk to Takadanobaba Station. There are many convenience stores and supermarkets nearby to make your stay convenient and relaxed.

## Dorm Facilities

Every dorm room is fully equipped to cater to a busy student lifestyle and add as much comfort as possible.

- Bunk beds & bedding
- Tables & chairs
- Wi-Fi Access
- Cooker & grill
- Rice cooker
- Refrigerator
- Air conditioning & heating
- Washing machine

## Dorm Fees

2DK Room  
2 bedrooms, kitchen, bathroom & toilet.

Initial deposit (first 3 months)	
Deposit:	¥10,000
Entrance Fee:	¥40,000
Rent:	¥250,000
Wi-Fi Access:	¥3,000
<b>TOTAL:</b>	<b>¥293,000</b>

After the first 3 months, residents only pay rent.  
Electric, Gas & Water bills are divided among residents equally and paid separately.

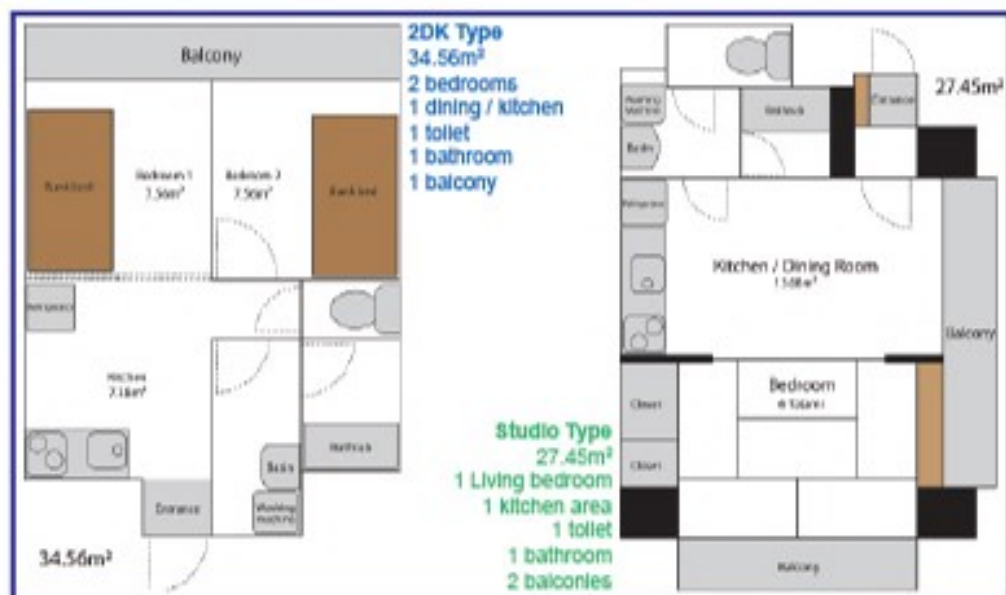
## Living Expenses

Example living expenses for an average student taken from a survey in September 2020.

Rent	¥50,000	~	¥80,000
Utilities	¥2,500	~	¥5,000
Food	¥20,000	~	¥30,000
Mobile Phone	¥4,000	~	¥10,000
Commuting	¥0	~	¥12,000
Other Expenses	¥5,000	~	¥20,000
<b>Total per month</b>	<b>¥81,000</b>	~	<b>¥157,000</b>

Depending on location there may be commuting costs if part-time job and school are not within walking distance from your home.

Minimum monthly part-time job salary: ¥112,000  
Based on ¥1,000 per hour at 28 hours per week.





# Testimonials

Our students come from all walks of life and each study with us for their own unique reasons. Dedicated students that graduate can go on to college, university, graduate school or find gainful employment, to start a new career.

Whatever your goal might be, our faculty can help get you started on the path you want. But, helping you to shape your future begins with us supporting your life in Japan to ensure things go as smoothly as possible for you.

See what some of our graduates have to say.



Miguel - Portugal

What makes this school special is the level of support given on a native level. Other schools I visited only had Japanese staff that either didn't speak English or were barely able to understand my questions.

However, at Shinwa Academy, they have a British guy working in their office that supports students. He has taken me to the dentist, hospitals, city hall. He got me a bank account, registered me at city hall,

got me a mobile phone, health insurance and even dealt with my utility bill enquiries. I couldn't be any happier.

The classes were excellent and anything I didn't understand, I went to Ben in the office, who helped me understand the content and even taught me some basic grammar.

My teachers were very thorough in their class content and taught everything we needed to work and function in Japan. They helped me to enter a college where I am now studying in IT to prepare me to work in Japan.

Thank you to everyone at Shinwa for your help, guidance and support.

I graduated from Shinwa Foreign Language Academy in 2020 during the COVID-19 pandemic. I was very worried about my options in Japan due to many problems as a result of the pandemic.

My teacher contacted several universities to recommend me and I was able to choose which one I could attend. My teacher helped me with submitting the documents, practice interviews and even the visa application process needed to extend my student visa.

I could not be happier with my experience at Shinwa Academy. Not only was I able to pass the JLPT N2 in 1 year 6 months, but their support to get me through the challenges I faced when arriving in Japan and getting used to Japanese lifestyle.

I am now a university student finishing my freshman year, working part-time and enjoying my student life to the fullest even more than I was at Shinwa.

Thank you to everyone for your help and support!



Mingyao - China

I've studied at Shinwa Academy for 1 year 9 months, and I must say there are three main reasons why I loved it.

First, all the staff will assist you no matter what. Even with unrelated matters like translating bills, bank documents or taking you to city hall, hospitals or clinics and even arranging parcel deliveries (based on my experience).

Second, teachers do everything they can to make sure that you understand each topic taught in the class, and they will do their best to

explain it to you so that you will not fall behind in your class. This includes arranging free private lessons after regular classes.

Lastly, you truly feel that they care. Not just about your academics, but your condition in general. If you are not feeling well. They will send someone that speaks your language to escort you to a hospital and interpret for you.

I'm glad I chose Shinwa Academy and I definitely recommend this school!

I came to Japan in 2019 and graduated in 2020 on the 1 year 3 month course.

I came without knowing any Japanese at all and it was very hard to keep up. My teachers supported me a lot through my studies and they even organised man-to-man lessons for me to catch up as I was falling behind.

The first 2 months was the hardest, but once I got into the swing of things, it became much easier and I was able to follow class contents and speak comfortably by my fourth month.

I went from zero Japanese ability to JLPT N3 in 1 year 3 months. While, it was very hard, it is doable if you dedicate yourself.

Japanese school culture is completely different to the UK, that it was a huge culture shock to me. But, after I settled in and became accustomed to the Japanese way, I found it very efficient and retained a lot more Japanese as a result.

I'd like to thank my teachers and the office staff for their support and guidance during my studies.



Liane - Philippines



Lucas - England



# What is the process and price to study at Shinwa Foreign Language Academy?

Applications are processed four times a year. Typically at least 4 months before intended arrival in Japan. See below for further details.

Intended Arrival	Application Period	Certificate of Eligibility Issuance	Course Duration
January	June - September	End of November	1 Year 3 months
April	September - November	End of February	2 Years
July	January - March	End of May	1 Year 9 months
October	March - May	End of August	1 Year 6 months

## Course Fees

### ◆ First Year Fees

Application Fee	Entrance Fee	Tuition Fee	Facility Fee	Consumption Tax	Total
¥20,000	¥50,000	¥660,000	¥20,000	¥75,000	¥825,000

First year fees are paid once we have obtained the Certificate of Eligibility from Immigration.

### ◆ Remaining Fees

Additional 3 months	+ ¥165,000	+ ¥5,000	+ ¥17,000	¥187,000
Additional 6 months	+ ¥330,000	+ ¥10,000	+ ¥34,000	¥374,000
Additional 9 months	+ ¥495,000	+ ¥15,000	+ ¥51,000	¥561,000
Additional 1 year	+ ¥660,000	+ ¥20,000	+ ¥68,000	¥748,000

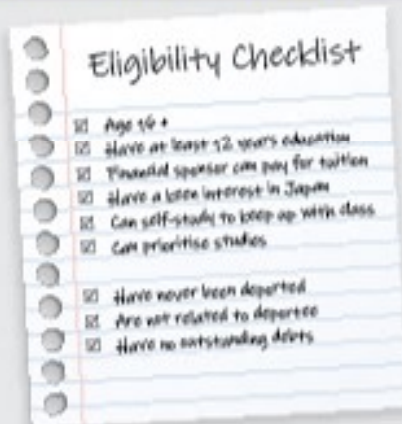
Remaining fees are paid before the 11<sup>th</sup> month of study at our school.

Once paid, tuition fees cannot be refunded

## Application Process

### Step 1 - Eligibility

Check eligibility requirements to see if you can apply



### Step 2 - Prepare Documents

Contact the school to check document requirements and prepare them for submission

#### Applicant Documents

1. Application form pages 1-3 (Downloaded from our website)
2. Graduation certificate of final education institute
3. Transcript of records from final education institute
4. Japanese school certificate (Non-OECD countries only)
5. J/PT / N/PT etc. certificate (Non-OECD countries only)
6. Current employment certificate (if employed at time of application)
7. Six recent passport photos (2cm x 4cm)
8. Copy of passport
9. Birth certificate
10. Family register (if available in your country)
11. Current employment certificate (if employed at time of application)

All documents must be original and issued within 3 months of the submission date to the Tokyo Regional Immigration Bureau.

Application form must be verified by our staff, printed and then signed by the applicant on pages 1 and 3 at the bottom of the page.

#### Sponsor Documents

1. Application form page 4 (Titled "Expense Form")
2. Applicant's birth certificate or other document showing relationship to applicant
3. Photographic identification (Driver's license, passport etc.)
4. Certificate of employment (showing position and ideally salary)
5. Bank balance certificate (showing enough funds to pay for tuition)
6. Bank statements (showing incoming and outgoing transactions)
7. Bank book (if available in your country)
8. Bank balance formation explanation (detailing how bank balance was obtained if not made clear through bank book / statements)
9. Proof of annual income (for past 3 years)
10. Proof of tax payments (for past 3 years)

All documents must be original and issued within 3 months of the submission date to the Tokyo Regional Immigration Bureau.

Application form must be verified by our staff, printed and then signed by the sponsor on page 4 at the bottom of the page.

### Step 3 - Scan & Submit

Scan all documents and email them to us

Once we have copies of your documents, we will check and make any amendments to forms, create translations and finalise all data is consistent and ready for application to immigration.

### Step 5 - Submit & Wait

Documents will be submitted to immigration

When all documents have been received and checked for authentication, we will then take them all to the Tokyo Immigration Bureau.

This usually takes 2 months for immigration to approve.

### Step 4 - Print, Sign & Send

Print the application form, sign it and post all documents to the school.

Once we have finalised checking the document scans, we will ask you to print the forms and sign pages 1 and 3, then ask your sponsor to print and sign page 4. Post them all to the school by the deadline, for the attention of the person in charge of your application.

### Step 6 - Pay Tuition & Prepare for Departure

Pay 1 year's tuition fees to receive documents and book your flight(s)

After we have collected the Certificate of Eligibility from immigration, we will send an invoice for payment of one year's tuition. Once this has been paid we will send the visa documents by express post for you to collect your visa at your local Japanese Embassy.

Once you have your visa you are ready to come to Japan and begin your life as a student.



**Shinwa Foreign Language Academy**

TEL: (+81) 03-6233-8175

www.shinwajpn.com

Facebook: ShinwaAcademy

FAX: (+81) 03-6233-8176

E-Mail: info@shinwajpn.co.jp

LINE: @shinwajpn

